Multiple District C

As of October 2026 Cumulative

Year	New Clubs	Dropped Clubs	Gain/ Loss Clubs	New Members	Charter Members	Reinstate Members	Transfer Members	Total Member Added	Total Members Dropped	Gain/ Loss Members
2022-2023	0	4	-4	334	4	19	15	372	470	-98
2023-2024	2	5	-3	356	71	16	23	466	413	53
2024-2025	3	1	2	349	63	40	28	480	421	59
2025-2026	1	5	-4	276	33	20	34	363	481	-118
2026-2027	1	3	-2	61	21	6	4	92	119	-27
Average	**1**	**4**	**-2**	**275**	**38**	**20**	**21**	**355**	**381**	**-26**

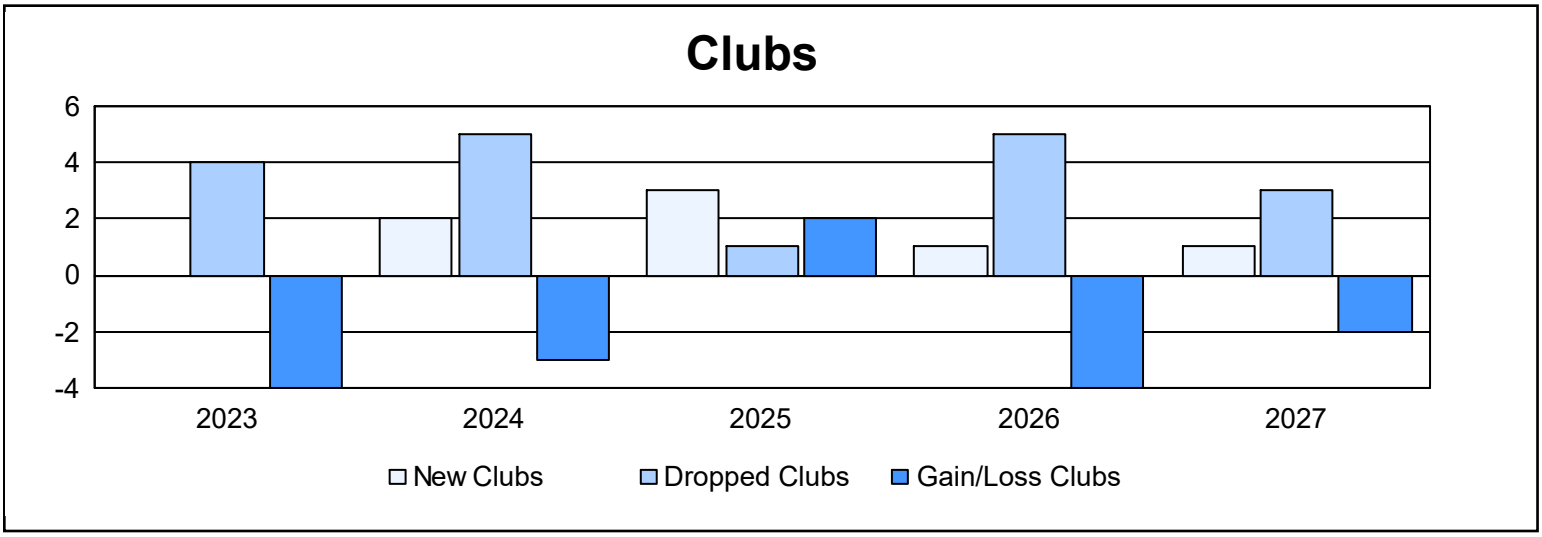

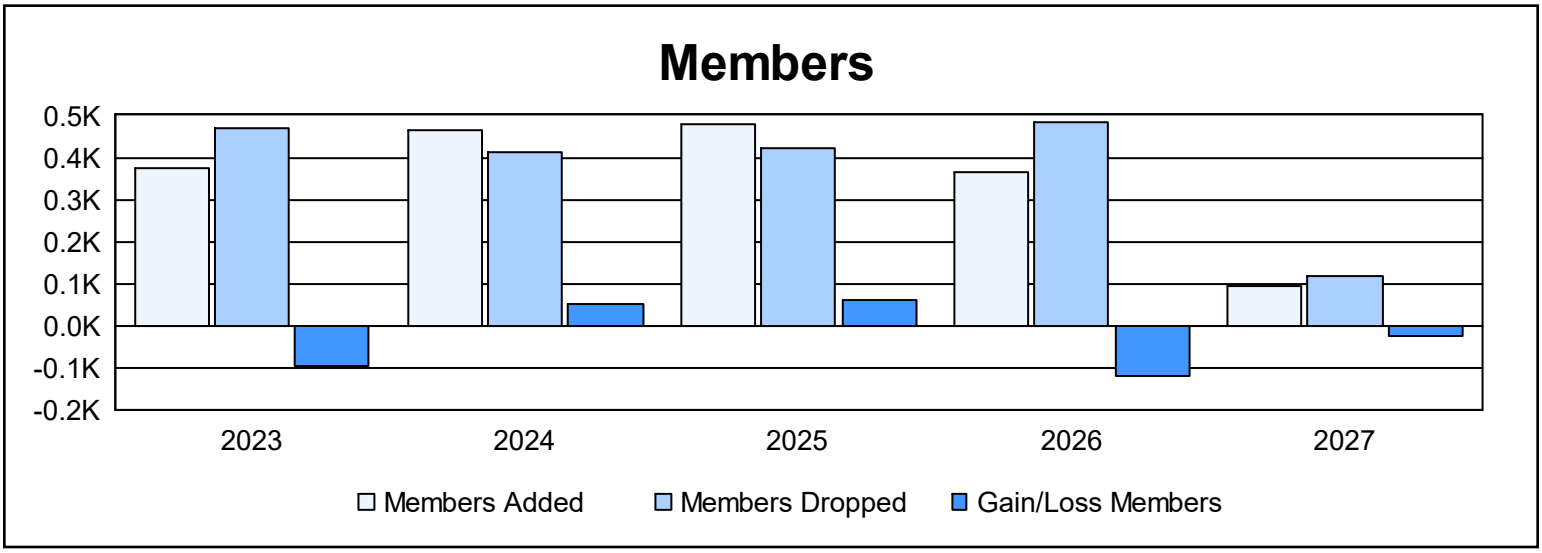

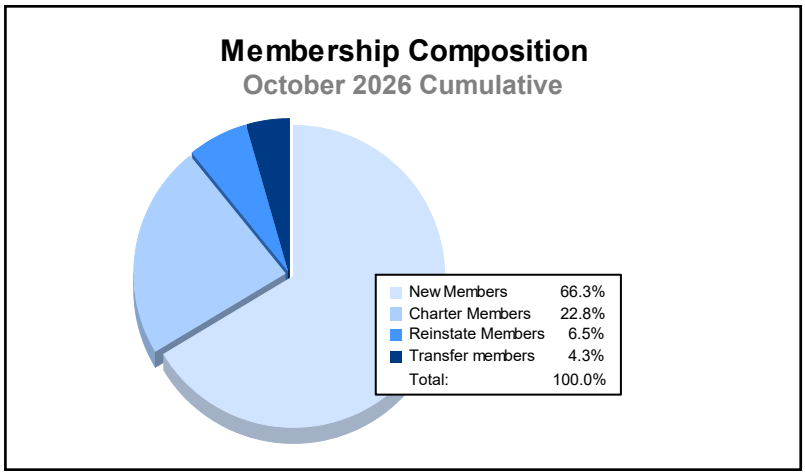
Membership Composition
October 2026 Cumulative
New Members 66.3%
Charter Members 22.8%
Reinstate Members 6.5%
Transfer members 4.3%
Total: 100.0%

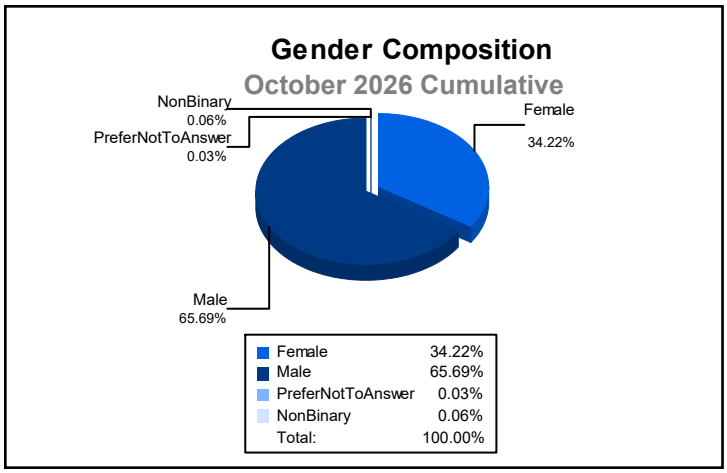
Gender Composition
October 2026 Cumulative
NonBinary
0.06%
PreferNotToAnswer
0.03%
Female
34.22%
Male
65.69%
Female 34.22%
Male 65.69%
PreferNotToAnswer 0.03%
NonBinary 0.06%
Total: 100.00%